

# 5-WAY POWER DIVIDER

## SURFACE MOUNT MODEL: S5D4453

**OPTIMIZED BANDWIDTH**

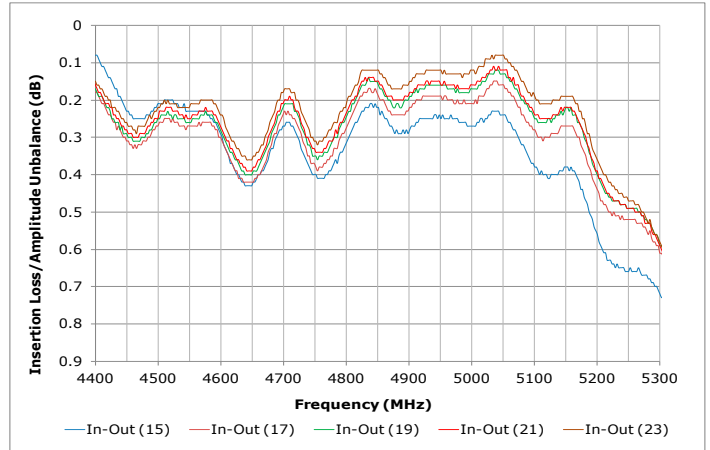
**4400 - 5250 MHz**

**FEATURES:**

- ▶ Low Loss
- ▶ Optimum Performance

**APPLICATIONS:**

- ▶ Signal Splitting & Low Power Combining



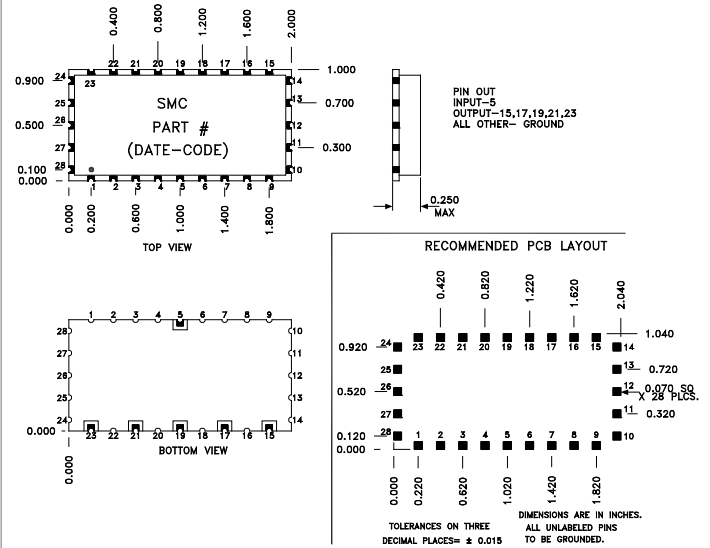
**SPECIFICATIONS (Rev. B 03/20/13)**

Frequency	4400 - 5250 MHz	
Insertion Loss (dB) <sup>1</sup>	Typ.	Max.
	0.5	1.0
Isolation (dB)	Typ.	Min.
	20	15
Phase Unbalance (Deg.)	Typ.	Max.
	6.0°	10.0°
Amplitude Unbalance (dB)	Typ.	Max.
	0.1	0.3
VSWR	Typ.	Max.
	1.30:1	1.40:1
Input Power <sup>2</sup>	2 Watt (Max.)	
Impedance	50 Ohms (Nom.)	
Operating Temperature Range	-55 to +85 °C	

<sup>1</sup> Above 7.0 dB theoretical split loss

<sup>2</sup> Handling power applies to splitter mode and assumes ideal 50 Ohms impedance matching for all ports.

Package # 384



Port Configuration		
Input	Output	Ground
5	15,17,19,21,23	All Other

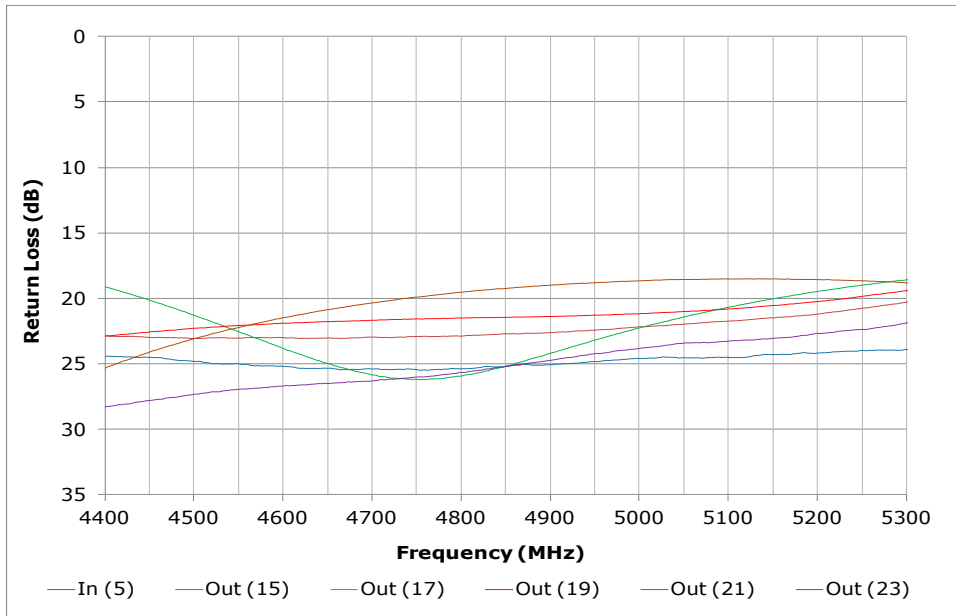
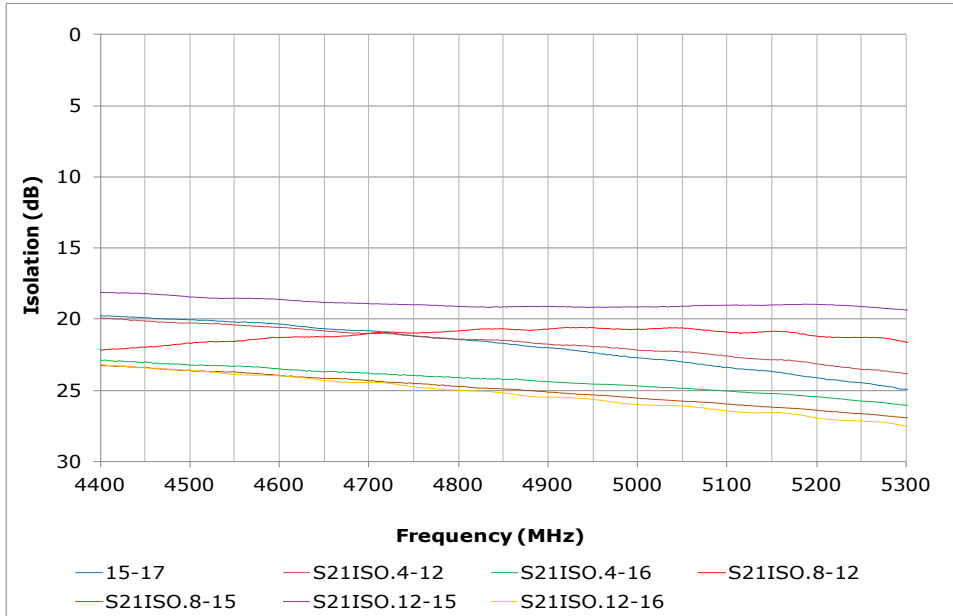
# 5-WAY POWER DIVIDER

## SURFACE MOUNT MODEL: S5D4453

**OPTIMIZED BANDWIDTH**

**4400 - 5250 MHz**

**PERFORMANCE PLOTS**

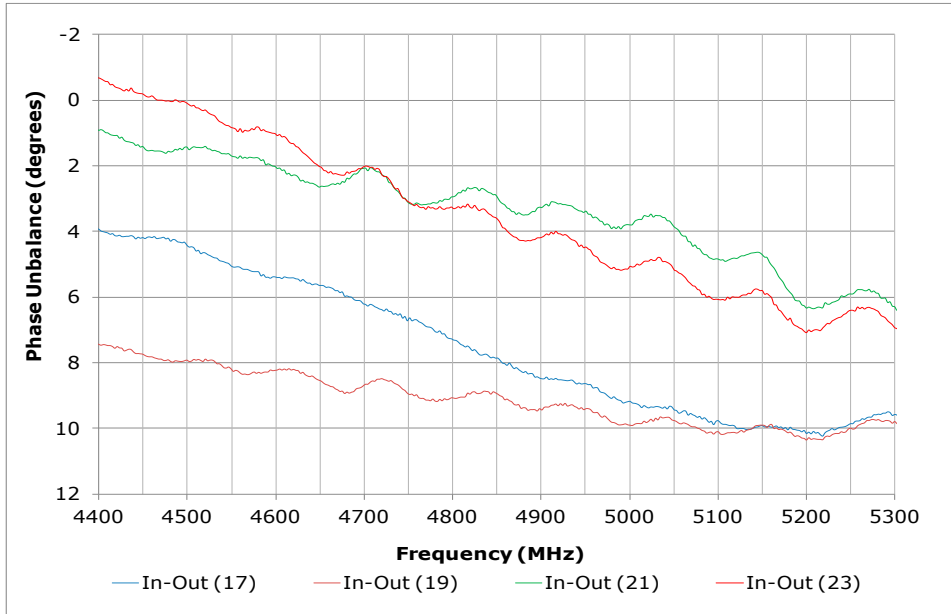


# 5-WAY POWER DIVIDER

## SURFACE MOUNT MODEL: S5D4453

OPTIMIZED BANDWIDTH

4400 - 5250 MHz



PERFORMANCE PLOTS